

28 SEP 42

CEREMONIAL PARADERef Map WADI EL NATRUN 1/100,000.

1. The ARMY COMD will inspect 5 NZ INF BDE and present medal ribbons on 30 Sep 42.
2. 5 NZ INF BDE will parade in area 49038915, to be in posn by Z minus 25.
3. Units will be divided into four Coys of even strength and will form up in close coln in posns as shown diagram attached - AEPX "B". Officers will be spaced evenly in front of Coys.
4. Markers as below will report to WO 1 FARMER, 21 NZ BN at BRIGADE HQ at Z minus 2 hrs with strength state and frontages required:

Each BN	-	4 Markers.
HQ 5 INF BDE) -	One Each.
A COY 5 NZ FD AMB)	-	
4 RES MT COY	-	One Vehicle per pl.
5. 4 RES MT COY will form up in Pl with vehicles ~~and will form up in line~~ in line at 50 yds interval and drivers standing in front of vehicles and remaining personnel formed up in front and in the centre of the front platoon. Distance between platoons 200 yds.
6. DRESS (a) ORs Basis Web Equipment, sidearms, rifles, caps FS.
 (b) Officers. Basic Web Equipment, pistols, and amn pouches on left, compass on right.
 (c) Shoulder titles and Badges will be worn where possible.
7. AA DEFENCE. (a) RAF is to provide fighter air cover during parade.
 (b) AA Defence will be provided by one sec 14 NZ LT AA REGT from Z minus 1½ hrs until Z plus 1½ hrs.
 (c) In the event of air attack tps will ~~be~~ disperse as follows

21 NZ BN M	to	EAST
22 NZ BN	"	SOUTH
23 NZ BN	"	NORTH
28 NZ (MAORI) BN	"	WEST
4 RES MT COY	"	WEST
8. TRAFFIC CONTROL. (a) Det NZ DIV PRO COY will picket all routes leading to parade area from Z Minus 1 Hrs and will divert traffic round the area.
 (b) NO vehicles other than those mentioned in this order will be parked within a 1000 yds of area.
 (c) Tpt to and from ~~the~~ Parade Area may be arranged by units.
9. COMD. Lt. Col R.W. HARDING will hand over the Parade to BDE COMD on the latter's arrival at Z minus 5 mins.
10. BAND. (a) 5 NZ INF BDE BAND will form up in the rear of and centrally between 22 and 23 BNs ^{to NZ}
 (b) On completion of Parade will be guided to 9 ARMD BDE Area via 78 TRACK.
 (c) Two three ton lorries for this move will be detailed by OC 4 RES MT COY to report to OC Band at 5 NZ BDE HQ at 0630hrs 30 Sep 42. These vehicles will be placed in the vicinity of the Parade Area.
11. Presentations of Ribbons (a) Personnel to receive Decorations will form up in line in rear of saluting Base facing Parade with Sgt K. Elliot, VC on right, thence in order of precedence of decorations.
 (b) To be in position by Z minus 10 mins.
 (c) Rifles will not be carried by OR

Persennel - web belts only will be wern.

12. A Coy 5 NZ FD AMB will establish a C P of two Amb C's, 300^x in rear of Parade by Z minus 25 mins.
13. Detailed time table of Parade is attached as APPX "A".

(Signed) HW. Dugby Capt.
S C 5 NZ Inf Bde.

CEREMONIAL PARADE - 30 Sep 42Timetable and Procedure.

1. Z minus 2 hrs. Markers report WO I Farmer at BDE HQ.
2. Z minus 1½ hrs. Sec 14 Lt. ATT BTY in posn.
3. Z minus 1 hrs. Det NZ DIV PRO COY in posn.
4. Z minus 25 mins. All units in position.
5. Z minus 25 mins. CP established by 5 NZ FD. AMB.
6. Z minus 10 mins. Personnel to receive decorations in posn.
7. z minus 5 mins. BDE COMD takes over Parade.
8. ZERO. - ARMY COMD arrives.

9. Inspection.

- (a) Units on arrival at area will form up in close coln and will be opened. Bayonets will not be fixed.
- (b) BDE COMD takes over Parade.
- (c) ARMY COMD approaches.
- (d) BDE COMD: "The Brigade will come to attention and slope Arms!" "ATTENTION" - "SLOPE ARMS".
- (e) Inspecting Officer arrives, moves forward and halts facing Brigade.
- (f) BDE COMD: "General Salute - PRESENT ARMS". Offrs will salute on the third movement of the PRESENT and the Flag will be broken. The Band will play the General Salute.
- (g) BDE COMD: "SLOPE ARMS" - "ORDER ARMS". - "STAND AT EASE".
- (h) The Army Comd will then signify whether or not he wishes to inspect the Parade.
- (i) As the ARMY COMD approaches, Units will be called to attention and CO's will meet ARMY COMD on the right flank of UNITS. all other Offrs will stand fast during inspection.
- (j) As the inspection of a Unit is completed CO will give command "CLOSE ORDER MARCH" - "ORDER ARMS" - "STAND AT EASE" - "STAND EASY" %
- (k) ARMY COMD moves to Saluting Base.

10. March Past

- (a) Units will march past in coln of Coys in the following order:-

HQ 5 NZ INF BDE
 21 NZ BN
 22 NZ BN
 23 NZ BN
 28 NZ (MAORI) BN
 A COY 5 NZ FD AMB

- (b) BDE COMD: "The Brigade will come to attention and slope arms - "ATTENTION" - "SLOPE ARMS"
 The Brigade will march past in quick time.
- (c) BAND advances and takes post in front of and facing Saluting Base.

- (d) Each Unit Comd in succession:
 "...Bn will move to the Right in Threes, A COY leading"
 'Right Turn'
 "Change direction left - left wheel"
 "At the halt - facing left, form close coln of Coys"
- (e) Head of leading Coy should now be at FLAG A - See Diagram.
- (f) Units will right dress by Coys and when complete will march past on CO's orders: "...BN will march past by Coys". when each Coy Comd will give the command, "...Coy by the right - quick march" when coln interval has been reached.
- (g) Each Coy Comd will give command "Eyes Right" as he himself reaches FLAG B and "Eyes front" when his Coy is at FLAG C.
- (h) All Company Offrs will Salute together.
- (i) On reaching FLAG D Coys will Right Turn, and left wheel, in succession and move in coln of threes to inspecting line forming up in original position in close coln of Coys - order arms and stand at ease.
- (j) CO then gives cmd: "Offrs will take post in review order".
- (k) Offrs will be led into posn by Coy Comd in line, 7 paces in front of BN, A and C Coys moving via right flank and B and D via left flank.
 BN 2 i/c on right of line and Adjt on left. CO 15 paces in front of BN.

11.

ADVANCE IN REVIEW ORDER.

- (a) When above moves are complete BDE COMD takes over.
- (b) BAND Counter marches to rear posn again.
- (c) BDE COMD: "Brigade will come to attention and slope arms" -
 "ATTENTION - SLOPE ARMS"
 "The Brigade will advance in Review Order - by the centre - quick."
- (d) Brigade advances 16 paces and halts on the 17th.
- (e) BDE COMD: "General Salute - PRESENT ARMS."
 BAND Plays General Salute.
- (f) BDE COMD: "SLOPE ARMS - ORDER ARMS - STAND AT EASE."

12.

PRESENTATION OF RIBBONS

- (a) Recipients of Decorations will be marched by the senior officer (Major McELROY) to 10 yds in front of and facing Saluting Base.
- (b) After presentation will be turned about to receive a salute from the Brigade. This will be acknowledged by all recipients of Decorations, and they will move back to rear of Saluting Base.

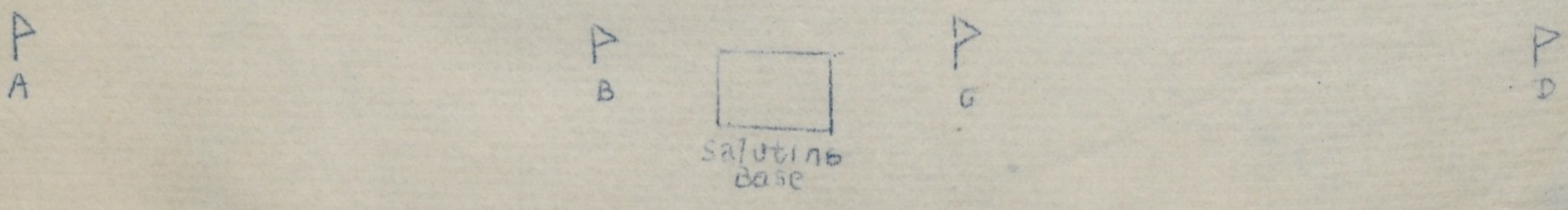
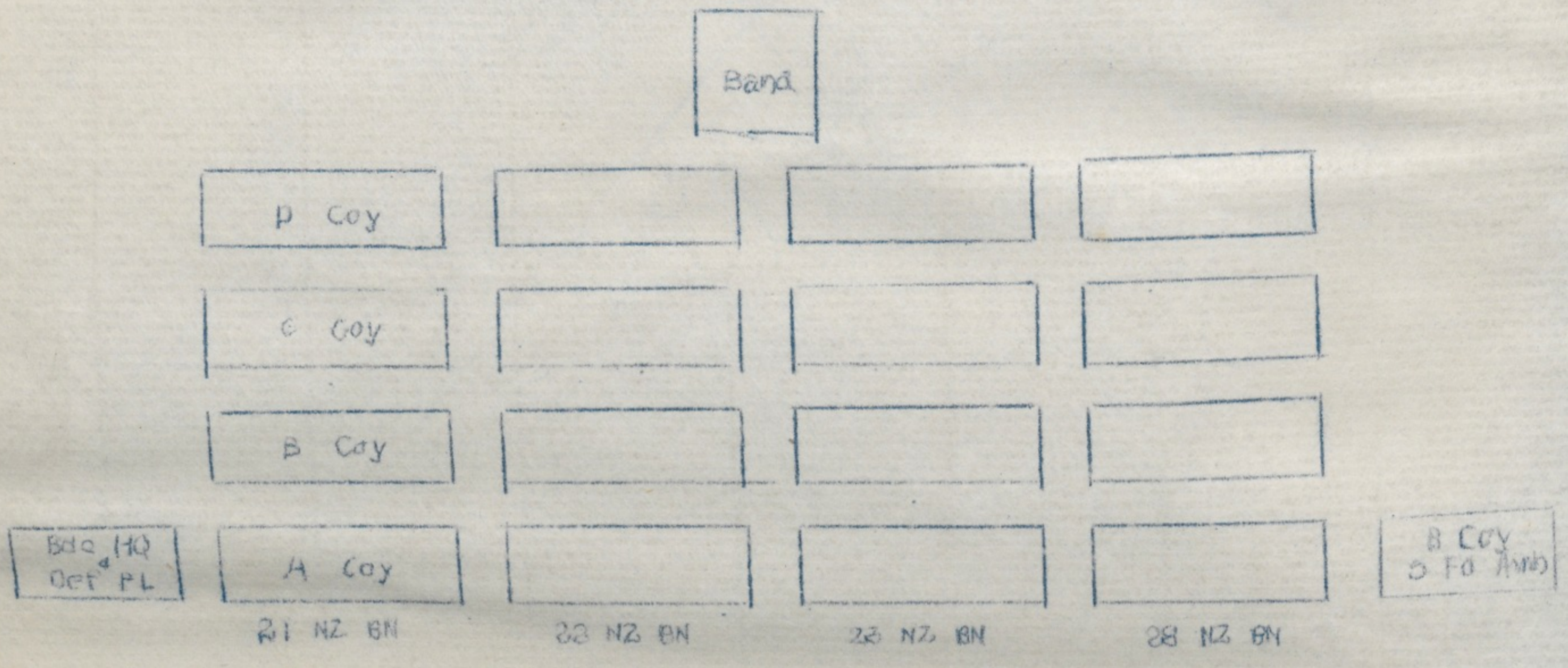
13.

On completion of above, as ARMY COMD prepares to move off BDE COMD will give commands for a GENERAL SALUTE.


14.

BDE COMD will then order Officers to "TAKE POST" and Unit Comds to take over and return to Unit Areas.

DIAGRAM OF CEREMONIAL PARADE
(Not to Scale)



NOTE : 4 Res MT Coy area 300' NN of 28 NZ BN.



Archives New Zealand = Te Rua Mahara o te Kāwanatanga.

Ref: 28 NZ (Maori) Battalion Diary, WAI 1 1665 DA 68/1/33, pp 87-91